

NorthBa#

Power for Life



DEEP CYCLE GEL

TUBULAR D.C GEL SERIES



HEADQUARTERS
SCHOLIOU 6, IONIA,
THESSALONIKI, GREECE
PC: 57 008 PO BOX: 485
T.: +30 2310 785722
F.: +30 2310 760882



info@northbatt.com



www.northbatt.com

GENERAL INFORMATION



Deep Cycle GEL Tubular D.C GEL Series

Northbatt Deep Cycle GEL Tubular Positive plate 12V series, are well established for partial state of charge operation and designed for repeated Deep Cycle use, even in heavy power cut areas or entirely off-grid systems. **GEL** electrolyte makes it compact and maintenance free with no topping up for life. It is made with updated GEL VRLA technology from pure materials with excellent know how to meet all needs, providing excellent cyclic and recovery performance after over-discharging.

Northbatt Deep Cycle GEL differs from conventional VRLA batteries, as it contains more lead, tubular plates and other special materials that enable to deliver more power and capacity over many charging cycles.

Positive plate: Robust Tubular spines with ultra low maintenance Pb-Ca-Sn alloy.

Negative plate: Pb-Ca alloy grid providing low corrosion and maintenance free characteristics.

Separator: Micro-porous and resin based separators with high porosity and low electrical resistance.

Electrolyte: Sulphuric acid in immobilized gelled form, specially made by mixing thixotropic inert additives.

Terminal structure: Bolt - on terminal with brass insert, specially designed for sustained high current discharges.

Valve: Flame arresting vent plug housing, long life rubber, explosion proof, self resealing and pressure regulating type.

Casing: The unique construction and sealing techniques of **Northbatt** Deep Cycle GEL series guarantee leak proof operation in any position with no adverse effect to capacity or service life. The battery case is made of high grade pure polypropylene co-polymer material.

Northbatt Deep Cycle GEL batteries are designed for a long service life in cyclic applications, up to 2200 cycles for 50% Depth Of Discharge.

All models comply to IEC 60896-21/22, IEC 61427, BS 6290 part IV standards, also classified according to Eurobat Guide 2015 "Very Long Life".



FEATURES DEEP CYCLE GEL

- Sealed construction / Maintenance Free / No acid stratification.
- Free from Orientation Constraints: The sealed construction allows battery to be installed in any position, horizontal, vertical, sideways - without any effect on its performance.
- Can safely be used in high ambient temperature zone.
- Eco Friendly : The unique gas recombination technology effectively nullifies generation of gas during normal use.
- Very low foot-print - Easy Handling - Easy Installation.
- Ready To Use : Available in fully (factory) charged condition.
- Excellent Service Life: More than 12 years lifetime in float use, 2200 charge/discharge cycles for cyclic use at 25°C.
- Low Self Discharge : Can be stored for more than 6 months.
- High Reliability : Tough construction and heavy duty tubular design with superior corrosion resistant lead calcium tin alloy.
- Specially designed to sustain high current discharge and mechanical ruggedness.

APPLICATIONS DEEP CYCLE GEL

01 Off-Grid solar systems

02 Power Plants

03 Railway Signaling

04 Telecom / Data Centers

05 Power substations / Oil & Gas Pipelines

06 Marine signaling / service applications

07 Road lights

08 RV service applications

RANGE SUMMARY

UNIBAT D.C GEL SPECIFICATION TABLE

| BATTERY TYPE | V | CAPACITY @ 25°C (AH) | | | DIMENSIONS (MM) | | | WEIGHT (KG) | TERMINAL TYPE | RI (MΩ) | MAX DISCHARGE CURRENT (A) |
|---------------|----|----------------------|-----------------|-----------------|-----------------|-----|-----|-------------|---------------|---------|---------------------------|
| | | C20 @ 1,80 Vpc | C100 @ 1,85 Vpc | C120 @ 1,85 Vpc | L | W | H | | | | |
| DC 26 - 12TG | 12 | 26 | 31 | 34 | 197 | 165 | 170 | 13 | M5 | 13,0 | 156 |
| DC 40 - 12TG | 12 | 40 | 48 | 52 | 354 | 169 | 230 | 22 | M5 | 10,0 | 240 |
| DC 65 - 12TG | 12 | 65 | 78 | 85 | 354 | 169 | 230 | 26 | M6 | 8,2 | 390 |
| DC 75 - 12TG | 12 | 75 | 90 | 98 | 531 | 170 | 258 | 38 | M6 | 7,0 | 450 |
| DC 100 - 12TG | 12 | 100 | 120 | 130 | 531 | 170 | 258 | 42 | M8 | 6,0 | 600 |
| DC 120 - 12TG | 12 | 120 | 144 | 156 | 531 | 170 | 258 | 48 | M8 | 5,4 | 720 |
| DC 150 - 12TG | 12 | 150 | 180 | 195 | 533 | 250 | 240 | 61 | M8 | 5,0 | 900 |
| DC 200 - 12TG | 12 | 200 | 240 | 260 | 428 | 287 | 400 | 80 | M8 | 4,0 | 1200 |

CHARGING INSTRUCTIONS



Batteries always to be recharged in CC-CV mode only.

COMMISSIONING CHARGE



Before commissioning a new battery, IU charging method (bulk charge) is recommended :At a raised voltage of 2.40 volts per cell. The charging time will be 12 to 24 hours depending on the initial charge condition.The current is required to be limited to 20% of the battery Ah capacity (0.2 C20).Bulk charging must be switched off or switched over to float charging as soon as the fully charged state is reached.

NORMAL RECHARGE



Recommended Parameters for ambient temperature 25° - 30°C are shown below:

| TUBULAR GEL VRLA SERIES | |
|--|--|
| Charging Current | Max. 20% - Min. 10% of the battery Ah capacity |
| Bulk Voltage | 2.40 +/- 0.02V PER CELL |
| Float Voltage | 2.28 +/- 0.02V PER CELL |
| Load Reconnect Voltage | 2.20 +/- 0.02V PER CELL |
| Low Voltage Disconnect | 1.90 +/- 0.02V PER CELL |
| Recharge Factor | 104% OF DISCHARGE AH |
| Temperature Correction Factor (reference 25°C) | CYCLIC : -5MV/ °C/CELL, FLOAT:-3MV/ °C/CELL |

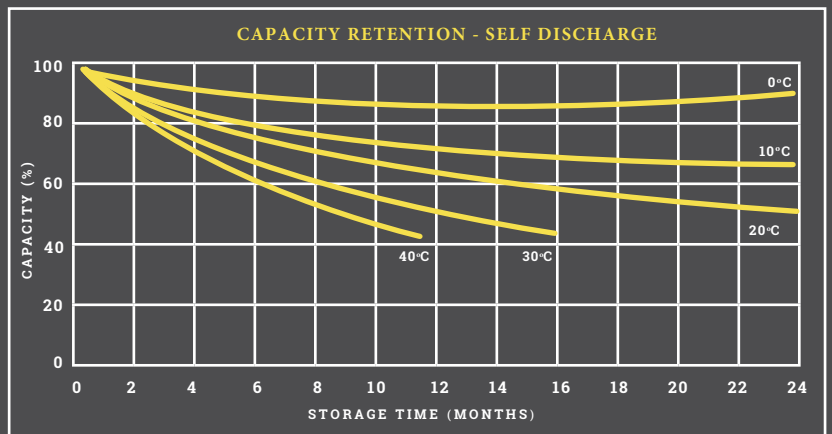
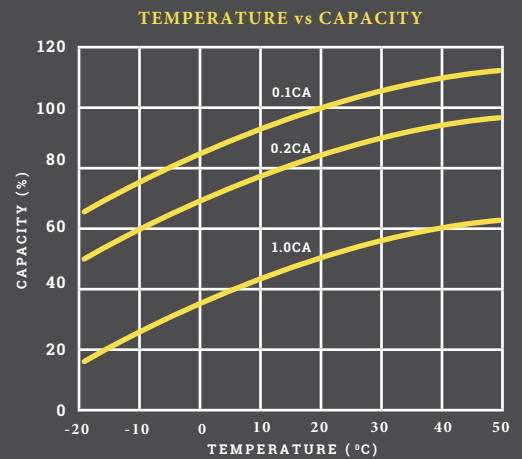
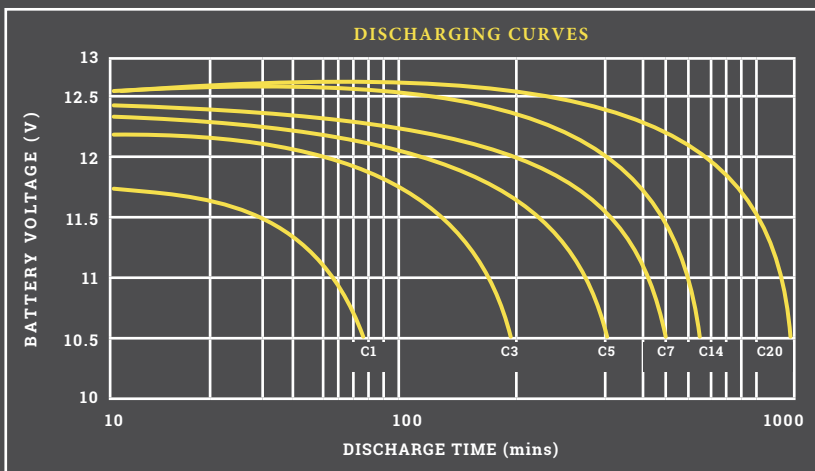
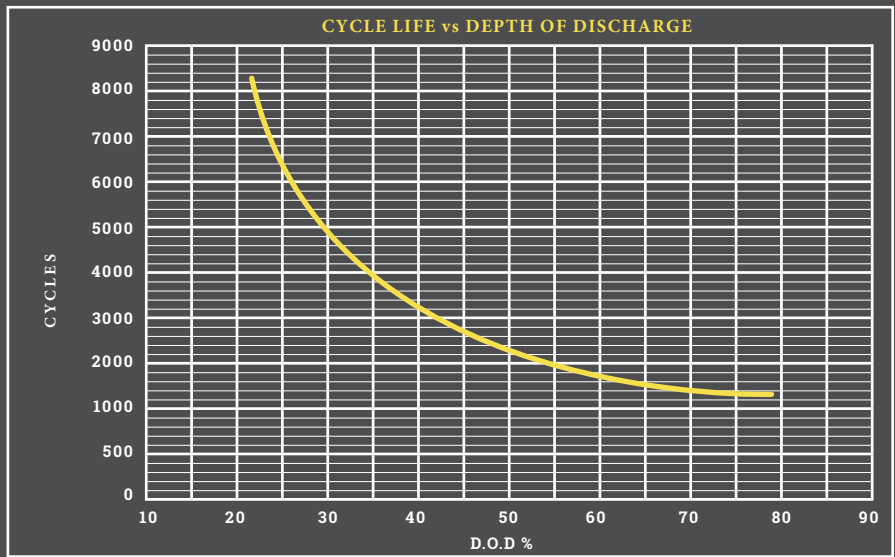
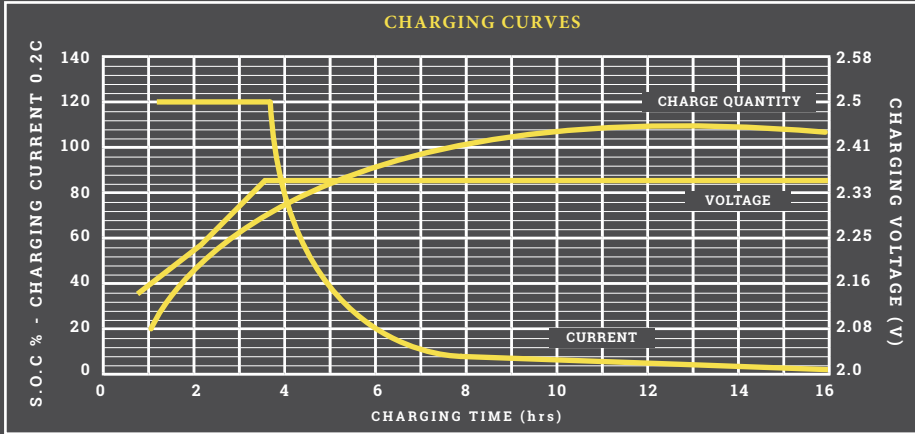
CHARGING CHARACTERISTICS

BATTERY BANKS

In order to increase Battery Storage capacity, paralleling of Battery Strings is permitted under following conditions :

- ➔ Paralleling of a maximum of three strings is allowed provided they are all of the same brand, same age and Ah capacity.
- ➔ Adequate care shall be taken in ensuring that all inter-unit connecting cables have equal length and cross-section. All system cables from each of the strings, shall also be of same length and cross - section.
- ➔ Total charging current in the case of parallel strings, to be taken care of so that each of the strings get the recommended level of Amperes - minimum 10% and maximum 30% of the rated C20 capacity of each of the 12V blocks.
- ➔ For inter-block connection flexible copper cable with suitable lugs are recommended. Cable cross section may be estimated at 2.8 Amps/mm² at the maximum anticipated discharge load. Even though UNIBAT Deep Cycle GEL batteries are designed to perform anywhere between -20 to +50°C, for optimum battery life avoid prolonged operation in ambient in excess of 35°C. Above 25°C, for every 10°C rise of weighted average operating temperature, battery life is reduced by 50%. Ensure that bat-teries are put to recharge immediately after any discharge, under no circumstance the gap between the end of discharge and initiation of recharge should be more than 24 hours.

PERFORMANCE CURVES



Power
for
Life



DEEP CYCLE GEL

TUBULAR D.C GEL SERIES



HEADQUARTERS
SCHOLIOU 6, IONIA,
THESSALONIKI, GREECE
PC: 57 008 PO BOX: 485
T.: +30 2310 785722
F.: +30 2310 760882



info@northbatt.com



www.northbatt.com